

# MAPPING DATA DISSEMINATION

Egle Kudirkiene  
3<sup>rd</sup> mapping workshop  
January 31, 2023



FWD AMR.  
RefLabCap

---

## ■ Summary report in English

- Covered in previous presentation

## ■ Report in national language

- To clinical laboratories participating in the survey
- To national PH authorities
- To the NRL/Institute
- Publicly
  - Article on a website
  - Scientific publication



## ■ Main aims:

- To receive a feedback
- Experience exchange between the labs

## ■ Report types:

- Anonymized summary report
  - Guide how to compare to others
- Individual report



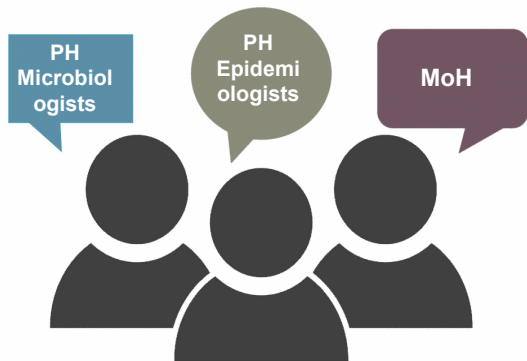
- Consider presentation at the regular or *ad hoc* meetings

## ■ Main aim:

- To provide evidence and to advice

## ■ Report types:

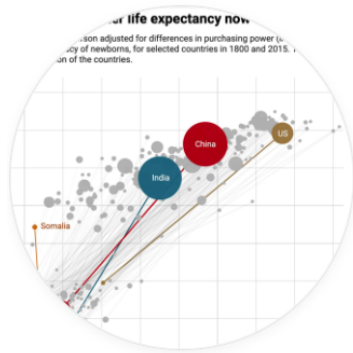
- Anonymized vs. non-anonymized summary report
  - Short, well structured, visual, easy to understand
  - Use national/EU legislation as a background/argument
    - e.g. Commission Implementing Decision (EU) 2018/945



- Consider presentation at the regular or *ad hoc* meetings to enable discussion and feedback

## ■ Datawrapper <https://www.datawrapper.de/>

- Free, easy-to-use, good for keeping the same style
- Data safety: <https://www.datawrapper.de/faq#are-embedded-datawrapper-visualizations-gdpr-compliant>



### Charts

Use one of **19 interactive and responsive chart types** ranging from simple bars and lines to arrow, range, and scatter plots.

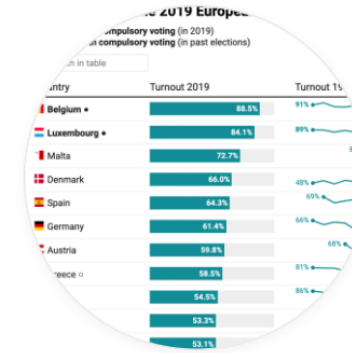
[Learn more about our charts](#)



### Maps

**Three interactive and responsive map types** let you create anything from locator maps to thematic choropleth and symbol maps.

[Learn more about our maps](#)



### Tables

**Responsive data tables** allow for lots of styling options and let you include bar, column & line charts, heatmaps, images, a search bar and pagination.

[Learn more about our tables](#)

- Slides with examples were shared with all participants by email.